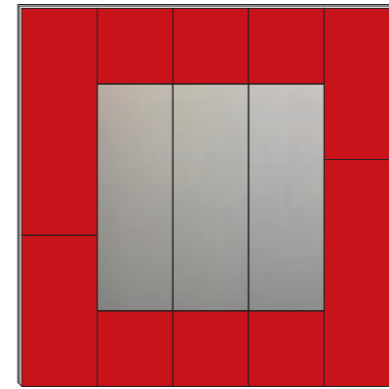
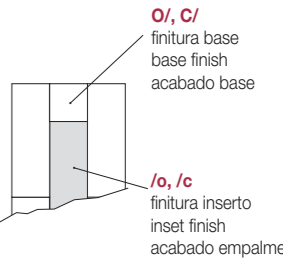





**Un'elegante calda cornice.**  
A warm elegant frame.  
Un elegante y caliente entorno.

**Combinazioni disponibili**  
Available combinations  
Combinaciones disponibles




H 1000 x L 1000 - 1299 w/ t 50° K

C/o



H 1600 x L 800 - 1522 w/ t 50° K

O/o



H 2000 x L 600 - 1379 w/ t 50° K

C/c



H 600 x L 1600 - 1392 w/ t 50° K

O/c

**Dimensioni disponibili - available sizes - dimensiones disponibles**

H mm	L mm   n. colonne - no. of columns - n. columnas									
	200   1	400   2	600   3	800   4	1000   5	1200   6	1400   7	1600   8	1800   9	2000   10
500					756	907	1058	1210	1361	1512
600			522	696	870	1044	1218	1392	1566	1740
800			653	871	1089	1306	1524	1742	1959	2177
1000			779	1039	1299					
1200			902	1202	1503	1804				
1400			1023	1364	1705	2045				
1600			1142	1522	1903					
1800			1261	1681	2101					
2000			1379	1838	2298					
2200			1497	1996	2495					
2400			1617	2156	2695					

**Resa termica**  
Thermal power  
Rendimiento térmico  
w/ t 50°K EN 442

