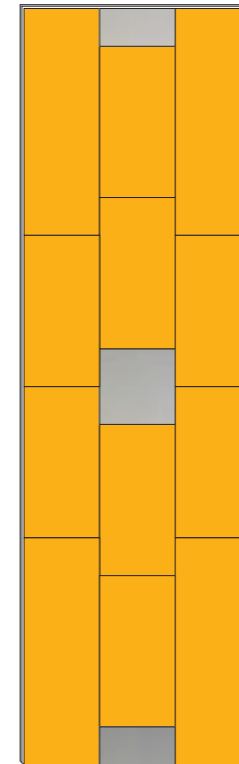
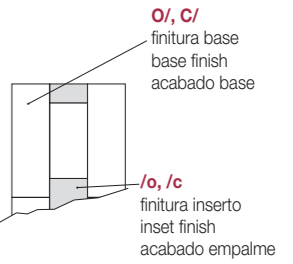


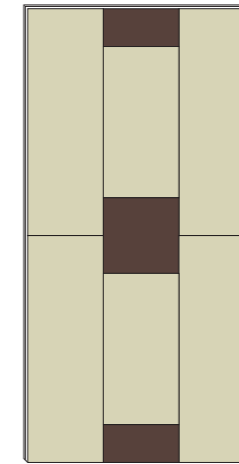
Discrezione di geometrie essenziali.

Discreet and basic structure.
Discreción de geometrías esenciales.


Combinazioni disponibili
Available combinations
Combinaciones disponibles




C/o
H 2000 x L 600 - 1379 w/ t 50° K



C/c
H 1200 x L 600 - 902 w/ t 50° K



O/o
H 800 x L 800 - 871 w/ t 50° K



O/c
H 1200 x L 1000 - 1503 w/ t 50° K

Dimensioni disponibili - available sizes - dimensiones disponibles

H mm	L mm n. colonne - no. of columns - n. columnas									
	200 1	400 2	600 3	800 4	1000 5	1200 6	1400 7	1600 8	1800 9	2000 10
500										
600										
800			653	871	1089	1306	1524	1742	1959	2177
1000			902	1202	1503	1804				
1400										
1600			1142	1522	1903					
1800										
2000			1379	1838	2298					
2200										
2400			1617	2156	2695					

Resa termica
Thermal power
Rendimiento térmico
w/ t 50°K EN 442

